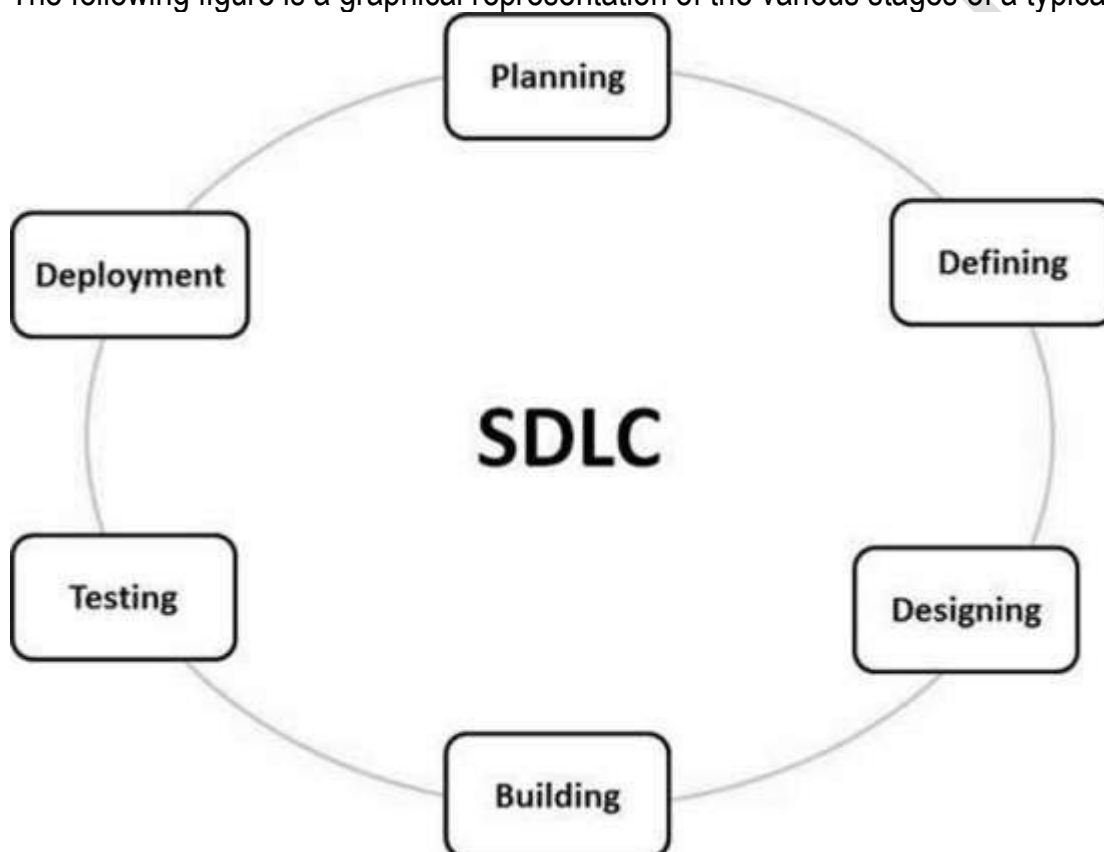


SOFTWARE ENGINEERING

➤ What is SDLC?

SDLC is a process followed for a software project, within a software organization. It consists of a detailed plan describing how to develop, maintain, replace and alter or enhance specific software. The life cycle defines a methodology for improving the quality of software and the overall development process.

The following figure is a graphical representation of the various stages of a typical SDLC.



A typical Software Development Life Cycle consists of the following stages –

Stage 1: Planning and Requirement Analysis

Stage 2: Defining Requirements

Stage 3: Designing the Product Architecture

Stage 4: Building or Developing the Product

Stage 5: Testing the Product

Stage 6: Deployment in the Market and Maintenance

SDLC - Waterfall Model

The Waterfall Model was the first Process Model to be introduced. It is also referred to as a **linear-sequential life cycle model**. It is very simple to understand and use. In a waterfall model, each phase must be completed before the next phase can begin and there is no overlapping in the phases.

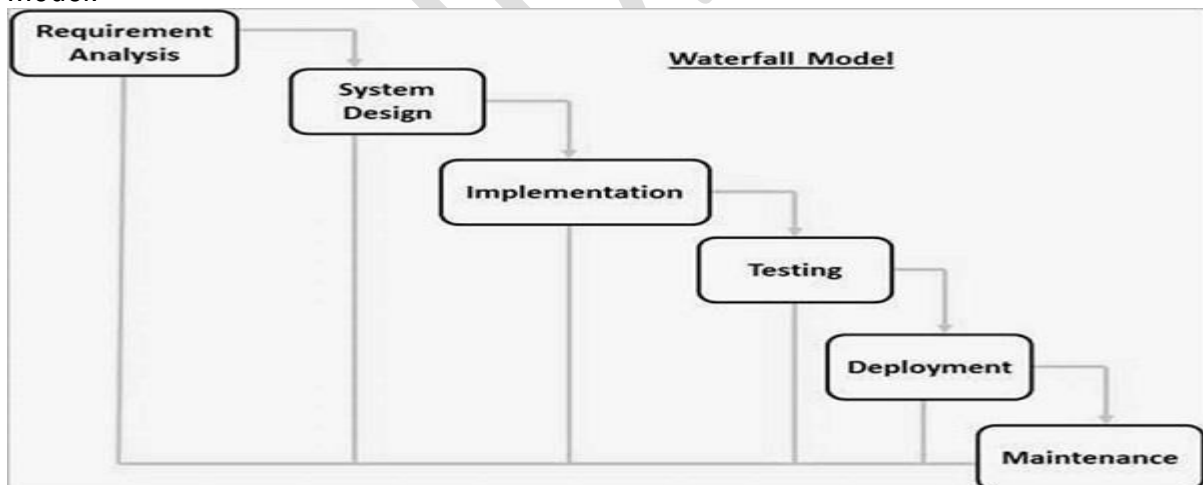
The Waterfall model is the earliest SDLC approach that was used for software development.

The waterfall Model illustrates the software development process in a linear sequential flow. This means that any phase in the development process begins only if the previous phase is complete. In this waterfall model, the phases do not overlap.

➤ Waterfall Model – Design

Waterfall approach was first SDLC Model to be used widely in Software Engineering to ensure success of the project. In "The Waterfall" approach, the whole process of software development is divided into separate phases. In this Waterfall model, typically, the outcome of one phase acts as the input for the next phase sequentially.

The following illustration is a representation of the different phases of the Waterfall Model.



The sequential phases in Waterfall model are –

- **Requirement Gathering and analysis –**
- **System Design**
- **Implementation –**
- **Integration and Testing –**
- **Deployment of system –**
- **Maintenance**

➤ **Waterfall Model - Application**

Every software developed is different and requires a suitable SDLC approach to be followed based on the internal and external factors. Some situations where the use of Waterfall model is most appropriate are –

- Requirements are very well documented, clear and fixed.
- Product definition is stable.
- Technology is understood and is not dynamic.
- There are no ambiguous requirements.
- Ample resources with required expertise are available to support the product.
- The project is short.

➤ **Waterfall Model – Advantages**

Some of the major advantages of the Waterfall Model are as follows –

- Simple and easy to understand and use
- Easy to manage due to the rigidity of the model. Each phase has specific deliverables and a review process.
- Phases are processed and completed one at a time.
- Works well for smaller projects where requirements are very well understood.

➤ **Waterfall Model – Disadvantages**

The major disadvantages of the Waterfall Model are as follows –

- No working software is produced until late during the life cycle.
- High amounts of risk and uncertainty.
- Not a good model for complex and object-oriented projects.
- Poor model for long and ongoing projects.

➤ **SDLC - Iterative Model**

In the Iterative model, iterative process starts with a simple implementation of a small set of the software requirements and iteratively enhances the evolving versions until the complete system is implemented and ready to be deployed.

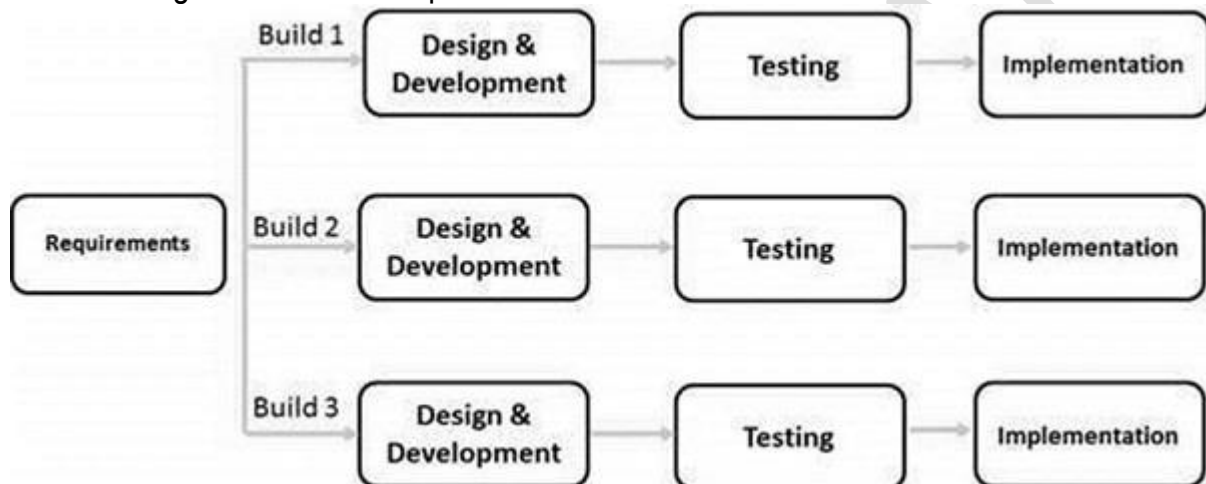
An iterative life cycle model does not attempt to start with a full specification of requirements. Instead, development begins by specifying and implementing just part of the software, which is then reviewed to identify further requirements. This process is

then repeated, producing a new version of the software at the end of each iteration of the model.

➤ **Iterative Model - Design**

Iterative process starts with a simple implementation of a subset of the software requirements and iteratively enhances the evolving versions until the full system is implemented. At each iteration, design modifications are made and new functional capabilities are added. The basic idea behind this method is to develop a system through repeated cycles (iterative) and in smaller portions at a time (incremental).

The following illustration is a representation of the Iterative and Incremental model –



Iterative and Incremental development is a combination of both iterative design or iterative method and incremental build model for development. "During software development, more than one iteration of the software development cycle may be in progress at the same time." This process may be described as an "evolutionary acquisition" or "incremental build" approach."

In this incremental model, the whole requirement is divided into various builds. During each iteration, the development module goes through the requirements, design, implementation and testing phases. Each subsequent release of the module adds function to the previous release. The process continues till the complete system is ready as per the requirement.

➤ **Iterative Model - Application**

Like other SDLC models, Iterative and incremental development has some specific applications in the software industry. This model is most often used in the following scenarios –

- Requirements of the complete system are clearly defined and understood.
- Major requirements must be defined; however, some functionalities or requested enhancements may evolve with time.

- There is a time to the market constraint.

➤ **Iterative Model - Pros and Cons**

The advantage of this model is that there is a working model of the system at a very early stage of development, which makes it easier to find functional or design flaws. Finding issues at an early stage of development enables to take corrective measures in a limited budget.

The disadvantage with this SDLC model is that it is applicable only to large and bulky software development projects. This is because it is hard to break a small software system into further small serviceable increments/modules.

The advantages of the Iterative and Incremental SDLC Model are as follows –

- Some working functionality can be developed quickly and early in the life cycle.
- Results are obtained early and periodically.
- Parallel development can be planned.
- Progress can be measured.
- Less costly to change the scope/requirements.
- Testing and debugging during smaller iteration is easy.
- Risks are identified and resolved during iteration; and each iteration is an easily managed milestone.

➤ **The disadvantages of the Iterative and Incremental SDLC Model are as follows –**

- More resources may be required.
- Although cost of change is lesser, but it is not very suitable for changing requirements.
- More management attention is required.
- System architecture or design issues may arise because not all requirements are gathered in the beginning of the entire life cycle.
- Defining increments may require definition of the complete system.